



ASBK.COM.AU f t i y

Official Pre-Season Test : Phillip Island GP Circuit : Jan. 29 & 30

bLU cRU OCEANIA JUNIOR CUP

Practice 8

Date: 30/01/20
 Event: P29
 Weather: Sunny - Temp: 36.6C
 Track: Dry - Temp: 60.4C

Started at: 14:55:30
 Laps: 15 Min
 Starters: 17
 Printed at: 15:16

CLASSIFICATION

Pos	No	Name	Machine	Fastest Lap	On Lap	Behind Leader	Behind Prev	Top Speed
1	46	Marianos NIKOLIS (NSW) / bLU cRU Yamaha / FIM Oceania / Motul / MA / Pirelli / Ricondi / AGV	Yamaha YZF-R15	2:11.760	5 of 7			143
2	36	Angus GRENFELL (VIC) / bLU cRU Yamaha / FIM Oceania / Motul / MA / Pirelli / Ricondi / AGV	Yamaha YZF-R15	2:11.948	3 of 7	.188	.188	142
3	59	Tom DRANE (NSW) / bLU cRU Yamaha / FIM Oceania / Motul / MA / Pirelli / Ricondi / AGV	Yamaha YZF-R15	2:12.697	4 of 7	.937	.749	143
4	26	Cameron SWAIN (QLD) / bLU cRU Yamaha / FIM Oceania / Motul / MA / Pirelli / Ricondi / AGV	Yamaha YZF-R15	2:12.786	2 of 7	1.026	.089	143
5	58	Lucas QUINN (QLD) / bLU cRU Yamaha / FIM Oceania / Motul / MA / Pirelli / Ricondi / AGV	Yamaha YZF-R15	2:12.811	7 of 7	1.051	.025	143
6	22	Lincoln KNIGHT (NSW) / bLU cRU Yamaha / FIM Oceania / Motul / MA / Pirelli / Ricondi / AGV	Yamaha YZF-R15	2:12.937	7 of 7	1.177	.126	143
7	43	Henry SNELL (QLD) / bLU cRU Yamaha / FIM Oceania / Motul / MA / Pirelli / Ricondi / AGV	Yamaha YZF-R15	2:13.202	5 of 7	1.442	.265	143
8	55	Varis FLEMING (VIC) / bLU cRU Yamaha / FIM Oceania / Motul / MA / Pirelli / Ricondi / AGV	Yamaha YZF-R15	2:13.229	7 of 7	1.469	.027	146
9	32	Jai RUSSO (NSW) / bLU cRU Yamaha / FIM Oceania / Motul / MA / Pirelli / Ricondi / AGV	Yamaha YZF-R15	2:13.572	3 of 7	1.812	.343	143
10	50	Cameron DUNKER (NSW) / bLU cRU Yamaha / FIM Oceania / Motul / MA / Pirelli / Ricondi / AGV	Yamaha YZF-R15	2:13.658	7 of 7	1.898	.086	143
11	63	Clay CLEGG (NSW) / bLU cRU Yamaha / FIM Oceania / Motul / MA / Pirelli / Ricondi / AGV	Yamaha YZF-R15	2:13.822	3 of 7	2.062	.164	143
12	15	Brodie GAWITH (VIC) / bLU cRU Yamaha / FIM Oceania / Motul / MA / Pirelli / Ricondi / AGV	Yamaha YZF-R15	2:13.828	4 of 7	2.068	.006	144
13	29	Hayden NELSON (NSW) / bLU cRU Yamaha / FIM Oceania / Motul / MA / Pirelli / Ricondi / AGV	Yamaha YZF-R15	2:14.102	5 of 5	2.342	.274	142
14	27	Toby JAMES (VIC) / bLU cRU Yamaha / FIM Oceania / Motul / MA / Pirelli / Ricondi / AGV	Yamaha YZF-R15	2:16.104	7 of 7	4.344	2.002	142
15	72	Levi RUSSO (NSW) / bLU cRU Yamaha / FIM Oceania / Motul / MA / Pirelli / Ricondi / AGV	Yamaha YZF-R15	2:16.481	7 of 7	4.721	.377	143
16	65	Nate O'NEILL (QLD) / bLU cRU Yamaha / FIM Oceania / Motul / MA / Pirelli / Ricondi / AGV	Yamaha YZF-R15	2:17.045	5 of 7	5.285	.564	143
17	20	Casey MIDDLETON (QLD) / bLU cRU Yamaha / FIM Oceania / Motul / MA / Pirelli / Ricondi / AGV	Yamaha YZF-R15	2:19.180	3 of 7	7.420	2.135	141

Current qualifying record for OJC class - 2:13.042 by Tom DRANE (NSW) on a Yamaha YZF-R15 set on 05/10/19



Chief Timekeeper - Scott Laing

Clerk of Course - Tom Williams



www.computime.com.au

COMPUTIME RACE TIMING SYSTEMS PTY LTD



ASBK.COM.AU f t i y

Official Pre-Season Test : Phillip Island GP Circuit : Jan. 29 & 30

bLU cRU OCEANIA JUNIOR CUP

Practice 8

Date: 30/01/20
Event: P29
Weather: Sunny - Temp: 36.6C
Track: Dry - Temp: 60.4C

Started at: 14:55:30
Laps: 15 Min
Starters: 17
Printed at: 15:16

LAP TIMES

No	Name	Lap 1	Lap 2	Lap 3	Lap 4	Lap 5	Lap 6	Lap 7
15	Brodie GAWITH (VIC)	3:03.845	2:16.555	2:15.826	2:13.828	2:18.101	2:13.995	2:16.259
20	Casey MIDDLETON (QLD)	2:36.390	2:20.265	2:19.180	2:20.295	2:20.521	2:20.840	2:20.810
22	Lincoln KNIGHT (NSW)	2:58.535	2:16.435	2:16.147	2:15.157	2:14.581	2:15.496	2:12.937
26	Cameron SWAIN (QLD)	2:54.659	2:12.786	2:13.276	2:13.806	2:14.295	2:15.116	2:12.850
27	Toby JAMES (VIC)	2:39.484	2:20.171	2:19.402	2:20.191	2:20.160	2:19.054	2:16.104
29	Hayden NELSON (NSW)	3:01.562	2:16.650	2:14.176	2:15.284	2:14.102		
32	Jai RUSSO (NSW)	2:50.781	2:14.517	2:13.572	2:15.132	2:14.557	2:15.973	2:14.100
36	Angus GRENFELL (VIC)	2:54.838	2:12.880	2:11.948	2:15.161	2:13.989	2:14.251	2:13.601
43	Henry SNELL (QLD)	3:03.511	2:16.324	2:16.486	2:14.428	2:13.202	2:15.786	2:13.841
46	Marianos NIKOLIS (NSW)	2:54.385	2:12.611	2:11.764	2:18.449	2:11.760	2:13.557	2:13.498
50	Cameron DUNKER (NSW)	2:50.408	2:14.500	2:13.815	2:14.924	2:14.441	2:14.289	2:13.658
55	Varis FLEMING (VIC)	2:40.431	2:20.315	2:18.813	2:28.920	2:15.446	2:15.516	2:13.229
58	Lucas QUINN (QLD)	2:56.640	2:16.509	2:16.022	2:15.319	2:14.303	2:15.430	2:12.811
59	Tom DRANE (NSW)	2:50.183	2:14.200	2:17.034	2:12.697	2:14.120	2:15.104	2:13.331
63	Clay CLEGG (NSW)	2:47.682	2:17.259	2:13.822	2:15.220	2:14.436	2:15.622	2:15.200
65	Nate O'NEILL (QLD)	2:37.335	2:29.529	2:18.453	2:18.126	2:17.045	2:18.153	2:40.717
72	Levi RUSSO (NSW)	2:50.489	2:16.840	2:16.782	2:17.212	2:16.751	2:16.505	2:16.481

Scott Laing

Tom Williams



Chief Timekeeper - Scott Laing

Clerk of Course - Tom Williams



www.computime.com.au

COMPUTIME RACE TIMING SYSTEMS PTY LTD



ASBK.COM.AU f t i y

Official Pre-Season Test : Phillip Island GP Circuit : Jan. 29 & 30

bLU cRU OCEANIA JUNIOR CUP

Practice 8

Date: 30/01/20
 Event: P29
 Weather: Sunny - Temp: 36.6C
 Track: Dry - Temp: 60.4C

Started at: 14:55:30
 Laps: 15 Min
 Starters: 17
 Printed at: 15:16

SPLIT TIMES

Lap	Split 1	Split 2	Split 3	Split 4	Lap Time	Spd	Lap	Split 1	Split 2	Split 3	Split 4	Lap Time	Spd
15 Brodie GAWITH (VIC) (12th)							2	33.849	39.666	27.896	38.760	2:20.171	134
1	1:15.543	42.337	28.591	37.374	3:03.845 P		3	33.546	39.199	28.101	38.556	2:19.402	141
2	32.331	38.658	28.317	37.249	2:16.555	143	4	33.450	39.746	28.251	38.744	2:20.191	142
3	32.344	38.996	26.375	38.111	2:15.826	144	5	33.549	39.784	27.836	38.991	2:20.160	140
4	32.246	37.753	27.473	36.356	2:13.828	144	6	33.631	39.652	27.807	37.964	2:19.054	139
5	32.033	39.357	26.255	40.456	2:18.101	144	7	33.084	38.483	27.149	37.388	2:16.104	142
6	32.087	38.173	26.823	36.912	2:13.995	142	29 Hayden NELSON (NSW) (13th)						
7	32.161	39.299	27.384	37.415	2:16.259	142	1	1:14.629	40.592	28.395	37.946	3:01.562 P	
20 Casey MIDDLETON (QLD) (17th)							2	32.751	39.453	27.095	37.351	2:16.650	141
1	49.679	39.396	28.037	39.278	2:36.390 P		3	32.530	37.742	27.159	36.745	2:14.176	142
2	33.287	39.130	28.334	39.514	2:20.265	137	4	32.235	37.901	27.607	37.541	2:15.284	141
3	33.252	39.507	27.771	38.650	2:19.180	141	5	32.143	37.425	26.921	37.613	2:14.102	142
4	33.285	40.140	28.299	38.571	2:20.295	139	32 Jai RUSSO (NSW) (9th)						
5	33.546	39.270	28.733	38.972	2:20.521	138	1	1:01.210	41.550	29.943	38.078	2:50.781 P	
6	32.925	39.372	29.247	39.296	2:20.840	140	2	32.364	37.487	27.289	37.377	2:14.517	143
7	32.840	39.782	27.789	40.399	2:20.810	139	3	32.352	38.134	26.447	36.639	2:13.572	143
22 Lincoln KNIGHT (NSW) (6th)							4	32.436	38.812	26.711	37.173	2:15.132	141
1	1:11.352	41.152	28.038	37.993	2:58.535 P		5	32.458	37.887	26.949	37.263	2:14.557	142
2	32.557	38.208	27.748	37.922	2:16.435	143	6	33.625	38.986	25.983	37.379	2:15.973	141
3	32.465	38.145	27.747	37.790	2:16.147	143	7	32.627	38.519	26.173	36.781	2:14.100	143
4	32.611	38.766	26.860	36.920	2:15.157	139	36 Angus GRENFELL (VIC) (2nd)						
5	32.549	38.562	26.304	37.166	2:14.581	142	1	1:01.037	45.607	29.011	39.183	2:54.838 P	
6	33.196	38.400	26.434	37.466	2:15.496	142	2	32.332	36.994	26.891	36.663	2:12.880	140
7	32.182	37.768	26.385	36.602	2:12.937	142	3	31.972	37.854	25.952	36.170	2:11.948	142
26 Cameron SWAIN (QLD) (4th)							4	33.585	39.276	25.963	36.337	2:15.161	142
1	1:05.170	41.703	28.464	39.322	2:54.659 P		5	32.463	37.656	26.236	37.634	2:13.989	140
2	32.301	37.680	26.006	36.799	2:12.786	141	6	32.165	37.688	26.869	37.529	2:14.251	141
3	31.975	37.935	26.386	36.980	2:13.276	142	7	32.058	37.304	27.338	36.901	2:13.601	142
4	32.672	38.257	26.455	36.422	2:13.806	143	43 Henry SNELL (QLD) (7th)						
5	32.622	37.615	26.465	37.593	2:14.295	143	1	1:14.822	43.307	27.469	37.913	3:03.511 P	
6	32.889	38.615	26.372	37.240	2:15.116	142	2	32.654	38.577	27.933	37.160	2:16.324	142
7	32.028	37.912	26.284	36.626	2:12.850	142	3	32.795	39.010	26.545	38.136	2:16.486	142
27 Toby JAMES (VIC) (14th)							4	32.582	38.646	26.511	36.689	2:14.428	142
1	50.352	40.523	28.582	40.027	2:39.484 P		5	32.443	37.466	26.205	37.088	2:13.202	143

Scott Laing


Tom Williams



Chief Timekeeper - Scott Laing

Clerk of Course - Tom Williams

www.computime.com.au



COMPUTIME RACE TIMING SYSTEMS PTY LTD

Official Pre-Season Test : Phillip Island GP Circuit : Jan. 29 & 30

bLU cRU OCEANIA JUNIOR CUP

Practice 8

Date: 30/01/20
 Event: P29
 Weather: Sunny - Temp: 36.6C
 Track: Dry - Temp: 60.4C

Started at: 14:55:30
 Laps: 15 Min
 Starters: 17
 Printed at: 15:16

SPLIT TIMES

Lap	Split 1	Split 2	Split 3	Split 4	Lap Time	Spd	Lap	Split 1	Split 2	Split 3	Split 4	Lap Time	Spd
6	33.156	38.372	26.445	37.813	2:15.786	142	59 Tom DRANE (NSW) (3rd)						
7	32.631	37.708	26.720	36.782	2:13.841	143	1	1:00.954	41.436	29.871	37.922	2:50.183 P	
							2	<u>32.250</u>	38.277	26.810	36.863	2:14.200	143
							3	32.530	40.294	26.877	37.333	2:17.034	142
46 Marianos NIKOLIS (NSW) (1st)							4	32.259	<u>37.786</u>	26.294	<u>36.358</u>	<u>2:12.697</u>	143
1	1:04.978	41.618	28.180	39.609	2:54.385 P		5	32.647	38.337	<u>25.796</u>	37.340	2:14.120	143
2	32.492	37.549	26.124	<u>36.446</u>	2:12.611	140	6	32.550	38.098	27.071	37.385	2:15.104	143
3	<u>31.702</u>	<u>36.552</u>	26.492	37.018	2:11.764	142	7	32.330	38.018	26.275	36.708	2:13.331	141
4	35.039	38.404	27.138	37.868	2:18.449	141							
5	31.933	36.857	<u>25.792</u>	37.178	<u>2:11.760</u>	141	63 Clay CLEGG (NSW) (11th)						
6	32.568	37.866	26.364	36.759	2:13.557	143	1	1:00.650	40.831	28.153	38.048	2:47.682 P	
7	31.759	38.088	26.790	36.861	2:13.498	142	2	32.916	38.874	27.867	37.602	2:17.259	139
							3	<u>32.290</u>	38.473	<u>26.408</u>	<u>36.651</u>	<u>2:13.822</u>	143
50 Cameron DUNKER (NSW) (10th)							4	32.731	<u>37.779</u>	27.659	37.051	2:15.220	142
1	1:01.059	40.315	30.108	38.926	2:50.408 P		5	32.603	38.048	26.552	37.233	2:14.436	143
2	32.143	38.242	26.745	37.370	2:14.500	142	6	32.446	38.952	26.774	37.450	2:15.622	143
3	32.103	37.770	27.191	<u>36.751</u>	2:13.815	143	7	32.377	39.079	26.546	37.198	2:15.200	143
4	32.627	37.996	26.855	37.446	2:14.924	142							
5	32.026	<u>37.644</u>	27.192	37.579	2:14.441	142	65 Nate O'NEILL (QLD) (16th)						
6	32.264	38.131	<u>26.487</u>	37.407	2:14.289	142	1	50.107	39.328	28.027	39.873	2:37.335 P	
7	<u>31.987</u>	38.037	26.553	37.081	<u>2:13.658</u>	141	2	33.053	49.500	28.249	38.727	2:29.529	142
							3	32.754	38.967	28.171	38.561	2:18.453	141
55 Varis FLEMING (VIC) (8th)							4	32.802	39.009	28.193	38.122	2:18.126	140
1	50.544	41.977	27.713	40.197	2:40.431 P		5	<u>32.597</u>	<u>38.462</u>	<u>27.750</u>	38.236	<u>2:17.045</u>	141
2	33.133	39.181	28.253	39.748	2:20.315	140	6	33.458	39.225	27.837	<u>37.633</u>	2:18.153	139
3	32.519	39.292	28.466	38.536	2:18.813	145	7	36.148	57.314	28.465	38.790	2:40.717	143
4	34.861	45.877	29.637	38.545	2:28.920	140							
5	33.255	38.515	<u>26.247</u>	37.429	2:15.446	142	72 Levi RUSSO (NSW) (15th)						
6	32.486	38.678	26.567	37.785	2:15.516	144	1	1:01.001	41.949	29.484	38.055	2:50.489 P	
7	<u>32.216</u>	<u>38.303</u>	26.530	<u>36.180</u>	<u>2:13.229</u>	146	2	33.309	38.601	27.690	<u>37.240</u>	2:16.840	140
							3	32.878	38.756	27.186	37.962	2:16.782	142
58 Lucas QUINN (QLD) (5th)							4	32.688	38.952	27.557	38.015	2:17.212	143
1	1:10.122	40.492	28.002	38.024	2:56.640 P		5	32.659	<u>38.577</u>	27.464	38.051	2:16.751	142
2	32.388	38.315	27.758	38.048	2:16.509	142	6	<u>32.447</u>	38.974	<u>26.978</u>	38.106	2:16.505	142
3	32.326	38.272	27.634	37.790	2:16.022	143	7	32.529	38.778	27.408	37.766	<u>2:16.481</u>	140
4	32.424	38.798	26.887	37.210	2:15.319	142							
5	32.131	<u>37.856</u>	26.621	37.695	2:14.303	142							
6	32.164	38.822	27.256	37.188	2:15.430	142							
7	<u>32.005</u>	37.958	<u>26.384</u>	<u>36.464</u>	<u>2:12.811</u>	142							

Scott Laing
 Chief Timekeeper - Scott Laing

Tom Williams
 Clerk of Course - Tom Williams





ASBK.COM.AU f t i y

Official Pre-Season Test : Phillip Island GP Circuit : Jan. 29 & 30

bLU cRU OCEANIA JUNIOR CUP

Practice 8

Date: 30/01/20
Event: P29
Weather: Sunny - Temp: 36.6C
Track: Dry - Temp: 60.4C

Started at: 14:55:30
Laps: 15 Min
Starters: 17
Printed at: 15:16

FASTEST LAPS SEQUENCE

Race Time	No	Name	Machine	Fastest Lap	On Lap
2:45.071	55	Varis FLEMING (VIC)	Yamaha YZF-R15	2:40.431	1
2:45.095	20	Casey MIDDLETON (QLD)	Yamaha YZF-R15	2:36.390	1
5:05.270	27	Toby JAMES (VIC)	Yamaha YZF-R15	2:20.171	2
5:22.736	58	Lucas QUINN (QLD)	Yamaha YZF-R15	2:16.509	2
5:22.796	22	Lincoln KNIGHT (NSW)	Yamaha YZF-R15	2:16.435	2
5:24.732	59	Tom DRANE (NSW)	Yamaha YZF-R15	2:14.200	2
5:27.145	46	Marianos NIKOLIS (NSW)	Yamaha YZF-R15	2:12.611	2
7:38.909	46	Marianos NIKOLIS (NSW)	Yamaha YZF-R15	2:11.764	3
12:09.118	46	Marianos NIKOLIS (NSW)	Yamaha YZF-R15	2:11.760	5


Chief Timekeeper - Scott Laing

Clerk of Course - Tom Williams



www.computime.com.au

COMPUTIME RACE TIMING SYSTEMS PTY LTD





ASBK.COM.AU f t i y

Official Pre-Season Test : Phillip Island GP Circuit : Jan. 29 & 30

bLU cRU OCEANIA JUNIOR CUP

Practice 8

Date: 30/01/20
 Event: P29
 Weather: Sunny - Temp: 36.6C
 Track: Dry - Temp: 60.4C

Started at: 14:55:30
 Laps: 15 Min
 Starters: 17
 Printed at: 15:16

BEST PARTIAL TIMES

Pos	Split 1		Split 2		Split 3		Split 4		LAP		Ideal	Fastest
	Name	Time	Name	Time	Name	Time	Name	Time	Name			
1	M. NIKOLIS	31.702	M. NIKOLIS	36.552	M. NIKOLIS	25.792	A. GRENFELL	36.170	M. NIKOLIS	2:10.492	2:11.760	
2	A. GRENFELL	31.972	A. GRENFELL	36.994	T. DRANE	25.796	V. FLEMING	36.180	A. GRENFELL	2:11.088	2:11.948	
3	C. SWAIN	31.975	H. NELSON	37.425	A. GRENFELL	25.952	B. GAWITH	36.356	C. SWAIN	2:12.018	2:12.786	
4	C. DUNKER	31.987	H. SNELL	37.466	J. RUSSO	25.983	T. DRANE	36.358	T. DRANE	2:12.190	2:12.697	
5	L. QUINN	32.005	J. RUSSO	37.487	C. SWAIN	26.006	C. SWAIN	36.422	B. GAWITH	2:12.397	2:13.828	
6	B. GAWITH	32.033	C. SWAIN	37.615	H. SNELL	26.205	M. NIKOLIS	36.446	J. RUSSO	2:12.461	2:13.572	
7	H. NELSON	32.143	C. DUNKER	37.644	V. FLEMING	26.247	L. QUINN	36.464	L. QUINN	2:12.709	2:12.811	
8	L. KNIGHT	32.182	B. GAWITH	37.753	B. GAWITH	26.255	L. KNIGHT	36.602	H. SNELL	2:12.803	2:13.202	
9	V. FLEMING	32.216	L. KNIGHT	37.768	L. KNIGHT	26.304	J. RUSSO	36.639	L. KNIGHT	2:12.856	2:12.937	
10	T. DRANE	32.250	C. CLEGG	37.779	L. QUINN	26.384	C. CLEGG	36.651	C. DUNKER	2:12.869	2:13.658	
11	C. CLEGG	32.290	T. DRANE	37.786	C. CLEGG	26.408	H. SNELL	36.689	V. FLEMING	2:12.946	2:13.229	
12	J. RUSSO	32.352	L. QUINN	37.856	C. DUNKER	26.487	H. NELSON	36.745	C. CLEGG	2:13.128	2:13.822	
13	H. SNELL	32.443	V. FLEMING	38.303	H. NELSON	26.921	C. DUNKER	36.751	H. NELSON	2:13.234	2:14.102	
14	L. RUSSO	32.447	N. O'NEILL	38.462	L. RUSSO	26.978	L. RUSSO	37.240	L. RUSSO	2:15.242	2:16.481	
15	N. O'NEILL	32.597	T. JAMES	38.483	T. JAMES	27.149	T. JAMES	37.388	T. JAMES	2:16.104	2:16.104	
16	C. MIDDLETO	32.840	L. RUSSO	38.577	N. O'NEILL	27.750	N. O'NEILL	37.633	N. O'NEILL	2:16.442	2:17.045	
17	T. JAMES	33.084	C. MIDDLETO	39.130	C. MIDDLETO	27.771	C. MIDDLETO	38.571	C. MIDDLETO	2:18.312	2:19.180	


Scott Laing

Tom Williams



Chief Timekeeper - Scott Laing

Clerk of Course - Tom Williams



www.computime.com.au

COMPUTIME RACE TIMING SYSTEMS PTY LTD



ASBK.COM.AU f t i y

Official Pre-Season Test : Phillip Island GP Circuit : Jan. 29 & 30

bLU cRU OCEANIA JUNIOR CUP

Practice 8

Date: 30/01/20
Event: P29
Weather: Sunny - Temp: 36.6C
Track: Dry - Temp: 60.4C

Started at: 14:55:30
Laps: 15 Min
Starters: 17
Printed at: 15:16

RACE INFORMATION

Time	Description
14:55:30	Event Start
15:09:06	Rider 29 (Hayden NELSON) CRASHED TURN 4 - RIDER UP
15:09:35	Rider 29 (Hayden NELSON) CRASHED TURN 4 - RIDER UP - RESUMED
15:11:55	Race Direction: OJC Rider #65 to report to Race Direction
15:12:06	Chequered Flag
15:14:44	Event Finish



Chief Timekeeper - Scott Laing

Clerk of Course - Tom Williams



www.computime.com.au

COMPUTIME RACE TIMING SYSTEMS PTY LTD



ASBK.COM.AU f t i y

Official Pre-Season Test : Phillip Island GP Circuit : Jan. 29 & 30

bLU cRU OCEANIA JUNIOR CUP Combined Practices

MERGED CLASSIFICATION

Date: 30/01/20

Printed at: 15:18

Pos	No	Name	Machine	Event P01	Event P05	Event P09	Event P13	Event P17	Event P21	Event P25	Event P29	Fastest Lap	Fastest Speed
1	46	Marianos NIKOLIS (NSW) / bLU cRU Yamaha / FIM Oceania / Motul / MA / Pirelli / Ricondi / AGV	Yamaha YZF-R15	2:13.902	2:13.352	2:12.621	2:14.582	2:16.654	2:14.466	2:12.171	2:11.760	2:11.760	144
2	36	Angus GRENFELL (VIC) / bLU cRU Yamaha / FIM Oceania / Motul / MA / Pirelli / Ricondi / AGV	Yamaha YZF-R15	2:14.784	2:14.243	2:12.892	2:15.251	2:16.775	2:14.306	2:13.188	2:11.948	2:11.948	143
3	26	Cameron SWAIN (QLD) / bLU cRU Yamaha / FIM Oceania / Motul / MA / Pirelli / Ricondi / AGV	Yamaha YZF-R15	2:13.966	2:13.953	2:12.673	2:14.170	2:16.476	2:14.421	2:12.014	2:12.786	2:12.014	143
4	58	Lucas QUINN (QLD) / bLU cRU Yamaha / FIM Oceania / Motul / MA / Pirelli / Ricondi / AGV	Yamaha YZF-R15	2:14.979	2:13.759	2:16.179	2:12.372	2:16.705	2:14.551	2:13.442	2:12.811	2:12.372	144
5	59	Tom DRANE (NSW) / bLU cRU Yamaha / FIM Oceania / Motul / MA / Pirelli / Ricondi / AGV	Yamaha YZF-R15	2:15.251	2:13.482	2:12.849	2:14.723	2:17.418	2:16.165	2:13.618	2:12.697	2:12.697	143
6	22	Lincoln KNIGHT (NSW) / bLU cRU Yamaha / FIM Oceania / Motul / MA / Pirelli / Ricondi / AGV	Yamaha YZF-R15	2:16.192	2:12.808	2:13.792	2:14.157	2:18.629	2:16.415	2:13.713	2:12.937	2:12.808	143
7	29	Hayden NELSON (NSW) / bLU cRU Yamaha / FIM Oceania / Motul / MA / Pirelli / Ricondi / AGV	Yamaha YZF-R15	2:18.414	2:15.033	2:14.648	2:14.324	2:16.437	2:16.074	2:12.809	2:14.102	2:12.809	143
8	55	Varis FLEMING (VIC) / bLU cRU Yamaha / FIM Oceania / Motul / MA / Pirelli / Ricondi / AGV	Yamaha YZF-R15	2:18.512	2:14.000	2:12.842	2:14.251	2:16.995	2:15.831	2:15.637	2:13.229	2:12.842	146
9	15	Brodie GAWITH (VIC) / bLU cRU Yamaha / FIM Oceania / Motul / MA / Pirelli / Ricondi / AGV	Yamaha YZF-R15	2:18.455	2:13.367	2:13.988	2:13.045	2:18.510	2:17.628	2:13.255	2:13.828	2:13.045	147
10	32	Jai RUSSO (NSW) / bLU cRU Yamaha / FIM Oceania / Motul / MA / Pirelli / Ricondi / AGV	Yamaha YZF-R15	2:15.258	2:13.100	2:16.237	2:15.497	2:17.358	2:16.073	2:13.710	2:13.572	2:13.100	144

Chief Timekeeper - Scott Laing

Clerk of Course - Tom Williams



ASBK.COM.AU f t i y

Official Pre-Season Test : Phillip Island GP Circuit : Jan. 29 & 30

bLU cRU OCEANIA JUNIOR CUP Combined Practices

MERGED CLASSIFICATION

Date: 30/01/20

Printed at: 15:18

Pos	No	Name	Machine	Event P01	Event P05	Event P09	Event P13	Event P17	Event P21	Event P25	Event P29	Fastest Lap	Fastest Speed
11	43	Henry SNELL (QLD) / bLU cRU Yamaha / FIM Oceania / Motul / MA / Pirelli / Ricondi / AGV	Yamaha YZF-R15	2:24.050	2:17.174	2:15.777	2:18.022	2:17.384	2:15.771	2:14.038	2:13.202	2:13.202	144
12	50	Cameron DUNKER (NSW) / bLU cRU Yamaha / FIM Oceania / Motul / MA / Pirelli / Ricondi / AGV	Yamaha YZF-R15	2:15.157	2:13.922	2:16.164	2:13.322	2:17.148	2:14.427	2:13.902	2:13.658	2:13.322	144
13	63	Clay CLEGG (NSW) / bLU cRU Yamaha / FIM Oceania / Motul / MA / Pirelli / Ricondi / AGV	Yamaha YZF-R15	2:19.538	2:13.804	2:14.950	2:16.918	2:18.067	2:16.235	2:14.080	2:13.822	2:13.804	143
14	24	Jamie PORT (VIC) / bLU cRU Yamaha / FIM Oceania / Motul / MA / Pirelli / Ricondi / AGV	Yamaha YZF-R15	2:22.498		2:14.227	2:18.195	2:17.695	2:15.885			2:14.227	143
15	72	Levi RUSSO (NSW) / bLU cRU Yamaha / FIM Oceania / Motul / MA / Pirelli / Ricondi / AGV	Yamaha YZF-R15	2:22.734	2:18.415	2:19.665	2:14.712	2:20.400	2:19.174	2:17.559	2:16.481	2:14.712	143
16	20	Casey MIDDLETON (QLD) / bLU cRU Yamaha / FIM Oceania / Motul / MA / Pirelli / Ricondi / AGV	Yamaha YZF-R15	2:19.734	2:15.835	2:15.074	2:18.807	2:20.474	2:19.465	2:17.739	2:19.180	2:15.074	143
17	27	Toby JAMES (VIC) / bLU cRU Yamaha / FIM Oceania / Motul / MA / Pirelli / Ricondi / AGV	Yamaha YZF-R15	2:23.256	2:17.922	2:15.107	2:16.904	2:18.816	2:18.498	2:18.310	2:16.104	2:15.107	143
18	65	Nate O'NEILL (QLD) / bLU cRU Yamaha / FIM Oceania / Motul / MA / Pirelli / Ricondi / AGV	Yamaha YZF-R15	2:25.241	2:18.200	2:20.287	2:19.721	2:17.929	2:17.040	2:17.363	2:17.045	2:17.040	144

Chief Timekeeper - Scott Laing

Clerk of Course - Tom Williams